

Contact Us

President:

Tom Mogford 810-629-6176

Vice President:

Pete Buccellato 248-634-7622

Treasurer:

Tim Morris 810-229-7156

Secretary, Newsletter Editor:

Bob Roehrig 810-750-9132

Webmaster:

Bob Roehrig 810-750-9132

Librarian:

Tim Legright 734-595-0223

October Demonstrator



Guest demonstrator Mike Foydel at our October meeting explaining his powered threading unit.

Mike Foydel captivated our club members at the October meeting with his home made power threading unit. Mike put on a very interesting demonstration on how one may by-pass the frustrations of hand threading with the ease of powered threading.

Mike talked about the pro's and con's of hand vs. powered thread cutting and explained each. Hand thread chasing units can run upwards of \$100 and require a lot of practice and certainly a lot of patience. Powered threading units can be made for as little as \$60.00 and will cut threads in one pass perfectly.

Hand threading units require and only

work well on exotic hard, dense woods such as cocobolo. Powered units can cut all types of woods from Pine to Walnut and Oak.


Mike demonstrated his unit on a lidded box he had prepared. The box was made of Walnut and the threads were cut perfectly. This unit actually makes thread cutting FUN and takes the frustrations OUT and puts good results IN.

Mike also explained the construction of his unit and how simple it was to make. Mike's unit uses a cross slide vise that can be purchased at local Harbor Freight stores.

If one wants to save even more money by not purchasing the vise, the cross slide vise can be totally home-made and incorporated into the headstock such as in Bob Roehrig's unit pictured



An assortment of threaded lidded boxes made by Bob Roehrig



below.

Both units have the same ability to position the work where needed and work the same.

Another advantage of the powered unit of hand chasing is that for an extra \$15.00 one can make additional units

Dues:

\$95.00/year. This covers local and AAW dues..

Remit at the December meeting or by mail to:

Tim Morris, Treasurer
1673 Woodlake Circle
Brighton, MI 48116

Meetings:

will now be held from 1 – 3 p.m. on the first Sunday of the month at the workshop of:

Dave Gordon
10621 Milford Rd.
Holly, Michigan 48442

NEXT MEETING
November 4, 2007

for threads per inch (tpi) one can cut. If you wanted to do this with a hand chasing unit you would have to cough up another \$80.00 to purchase a complete new set of chasers in a different tpi.


The power for these units comes from a router or laminate trimmer that most woodworkers already have in their shops. Most routers turn between 20 and 30,000 RPM's. This high rpm is what makes the nicely cut threads especially on softer woods.

Plans for Bob Roehrig's powered unit can be obtained at the following link:


<http://www.myfamily.com/exec?c=Content&htx=View&siteid=G6kOAI&contentid=ZZZZZGZJ&contentclass=FILE>

This link is from the "World of Woodturning web site which one has to be a member (membership is free).

Mike's unit is similar, but at present there are no plans available. Like Mike said though, "It's not that difficult to figure out".



End view of Mikes Unit



Front view of threading unit



End view of threading unit



Threaded lidded boxes by Mike Foydel



A big thanks goes out to Mike for sharing his powered threading unit with our club. Hopefully the pictures and information in this newsletter has helped to inspire you to construct yours.

Meeting Announcements

U of M Museum

Suzanne Witthoff visited us with further information about the museum store woodturning project sales project. Suzanne also brought some kiln dried wood in case anyone would need it for their projects to the museum. Lynn Greenier is our contact person for this project, so if you need further information please contact Lynn .

2008 Dues

2008 dues are being collected and must be paid by the first of the year. This years dues will also once again include the AAW dues along with the local chapter dues paid together. Please remember our chapter is a 100% AAW chapter.

Total for 2008 dues is \$95.00.

\$45.00 for AAW dues and \$50.00 for your local chapter dues.

Please remember that the dues you pay lets us bring in guest demonstrators, purchase club equipment, add materials to the club lending library, pay for meeting facilities and keep you informed through the web site and club newsletter. Thanks for keeping current.

Photo's

Photographs for this months "Between-Turns" were provided by Bob Roehrig and Pete Jordan. If you have digital photo's that you would like to have considered for use in the newsletter, please send them to the editor at:
rroehrig@charter.net

2008 Nominations For Club Officers

Nominations for 2008 club officers is still open. Please contact Tom Mogford if you have anyone you would like to nominate for a position. Voting will be held at the November 4, 2007 meeting.

Trent Bosch Demo

The Michigan Association of Woodturners will be hosting Trent Bosch on January 19 & 20, 2008. Costs will be \$75 for the 2 day demonstration or \$40 for one day. Breakfast and lunch will be provided both days. There will possibly be a hands on if enough people are interested. There was a sign-up sheet that went around during the last meeting. If you did not get a chance to sign up, please do so at the November meeting or call Tom Mogford.

Demo Ordering

Tom will be ordering sand paper and gun bore drill bits that were seen at the Dennis Liggett demonstration. The sandpaper will be sold in 10 foot lengths and was the type Dennis used to do the internal twists that he demonstrated. The brand is called VITEC. If anyone is interested, please see Tom at the November meeting for further information.

Graeme Priddle At Detroit Woodturners

Join the Detroit Area Woodturners for a demonstration by woodturner Graeme Priddle on Saturday October 27, 2007

Time: 9:30a.m. until 5:00 p.m.

Cost: \$40 which includes coffee and beverages and a light lunch.

Contact: Mike Foydel at: 586-294-8777 for further information and registration.

Calendar

The calendar listings are an attempt to keep you up to date on upcoming MAW events, as well as other events of particular interest to woodturners.

- **November 4, 2007 — MAW monthly meeting..**
- November 4, 2007— Bob Shepard will demonstrate ornamental Rose Engine turning.
- October 20 & 21, Michael Hosaluk demonstration. Northwestern Michigan AAW chapter.
- October 27, 2007— Graeme Priddle at the Detroit Area Woodturners Club

MAW Mentors

If you would like help getting started in woodturning or help with working out a problem, feel free to call any of the names listed below. As always, there is NO CHARGE to members of the *Michigan Association of Woodturners*.

Tom Mogford.....810-629-6176
Pete Buccellato.....248-634-7622
Bill Magee (Pen Turning).....734-981-6117
Herman Spaeth.....248-486-4720
John Becker (mugs, goblets, pipes)...248-851-0437
Bob Shepard (segmented & ornamental turning) 517-655-3967

Turning 2007— Ohio Symposium

Eleven members of MAW attended the Ohio Valley Turners “Turning 2007” Symposium on October 11-14 in Cincinnati, Ohio.

Trent Bosch, Nick Cook, Clay Foster, Matthew Hill and Graeme Priddle were a few of the over 27 Presenters at the symposium. Some of the topics in the 48 different rotations offered included: Urns with threads, hollow forms, carving/piercing, surface enhancement, turning Aussie Burls, sharpening workshops, segmented turning and much, much more. A wonderful time was had by all members that attended. The next symposium will be in 2009 and this also should prove to as good as if not better than the 2007 one. You will definitely not be disappointed. This is a great chance to see some of the best and foremost turners in the world.

Symposium Quiz

Look at the picture below taken at the Ohio symposium and see if you can guess who the three guys are that are hamming it up while waiting for their rotation to begin.

Could it be, Moe, Larry and Curly??



Bob Shepard Ornamental Turning Demo

At the November 4 MAW meeting, Bob Shepard will be demonstrating his Ornamental Rose Engine lathe. If you have a woodturning you would like Bob to decorate on his machine as part of the demonstration, please bring it to the meeting.

New AAW Chapter

Michigan has added it's 8th AAW chapter in the state. It is located in the far north and is based in Ishpeming which is located about 15 miles west of Marquette. It will go by the name **Superiorland Woodturners**. Norm Hefke from Marquette is their president. He is a retired professor from Northern Michigan University.

Branding Tool: How to Make Your Own

If you've always wanted to try some wood burning or branding embellishments on your projects, pick up a copy of the plans on how to make our own unit at the next club meeting. These will be in the library file and are free to MAW members.



Lidded box by Matthew Hill made from Silver Maple and bleached. Taken at Turning 2007 in Ohio.



Turned box by Matthew Hill that has been spray dyed and finished off with flat lacquer. Taken at Turning 2007 in Ohio.



Lidded boxes by Matthew Hill that have been hand carved and dyed. Finish is flat lacquer. Taken at Turning 2007 in Ohio.

New Library Items

The MAW library has many new items for checkout. Please make a note of these new items and update your list that was sent to you.

BOOK729 Pen Turners Workbook By Barry Gross

DVD540A Build Elegant Wooden Kaleidoscopes By James N. Duxbury

VHS422 The Ellsworth Signature Gouge By David Ellsworth

INST540B Kaleidoscope Instructions By James N. Duxbury

THE KALEIDOSCOPE PACKET IS A 2 ITEM SIGN OUT

PLANS540C Kaleidoscope Plans By James N. Duxbury

PRO078 Build a Branding Iron By Molly Winton

CAT028 Surplus Center

ALL MEMBERS PLEASE UPDATE YOUR LIBRARY CONTENTS SHEETS.