



Between Turns

Michigan Association of Woodturners

A chapter of the American Association of Woodturners

VOLUME 22, ISSUE 9

SEPTEMBER

2010

CONTACT US:

President:

Tom Mogford

810-629-6176

Vice President:

Pete Buccellato

248-634-7622

Treasurer:

Tim Morris

810-229-7156

Secretary:

Jeff Scott

734-595-0215

Librarian:

Tim Leright

734-595-0223

INSIDE

THIS ISSUE:

September Meeting	1
Show and Tell	2
Ruby Demo	3
	4
	5
Mentors	6
Mail Bag	7

October Meeting - Ruby Cler Demo - Spoons

Thanks to Bill Magee for hosting the September Meeting and Ruby Cler for the Demo on turning spoons.



Congratulations Dan Sykes on your John Irvine Spoon and Roy Turbett on your AAW Cap.

Officer Nominations will be held at the October Meeting.

MAW will be hosting Dick Sing for a Demo on October 16th and 17th. There will be a hands-on workshop on the 18th with a possible second day on the 19th.

Demo Costs:

Members:

70.00 2-days and 40.00 1-day

Non-Members :

80.00 2-days and 45.00 1-day

Hands-On Workshop 100.00 per day

8:00 Continental breakfast.

9:00 Demo

Contact Tom Mogford to register. Space for the workshop is limited.

Al Coon and Jerry Seiling have been sick please keep them in your thoughts.

Thank you in advance to Lynn Grenier for bring snacks to the October meeting.

-Jeff Scott



Ruby demonstrating assembly of the turning blank.

Upcoming Dates

2010 Meetings :

October 3

November 7

December 5

- The Next mentoring day will be scheduled at the October Meeting

Dick Sing

Demo October 16 and 17 Workshop October 18 and 19

Contact Tom Mogford to register.

- Meetings are held monthly on the first Sunday of each month from 1:00 p.m. - 3:00 p.m. at Paul Beemann's 2075 East Rattalee Lake Rd Holly MI 48442.

Show and Tell



Table

- Gary Smith - Vase, Mesquite
- Richard Rowland - Bowl
- Richard Rowland - Lidded Box
- Ted Gozdziwski - Shallow Bowl, Butternut
- Jeff Scott - Platter, Elm
- Jeff Scott - Closed Mouthed Bowl, Elm
- David Dagostino - Bracelet



Ruby Cler - Spoon Demo Continued

Start with 2 pieces of 2" x 1" x 12" wood. The wood should be planed to the same thickness. This is an opportunity to use cut-offs "scrap wood" from other projects. Use carpet tape to attach the two pieces together into a 2" x 2" x 12" piece.



User pipe clamps on the tail stock end. The headstock end will be held in the jaws of the chuck.

Before you start turning remember to keep an eye on where the nut of the pipe clamp is; it will hurt if it hits your hand.


When shaping the spoon ask "Where are the high spots?" and "Where are the low spots?" At the Chicago Symposium Don Derry had a similar comment about cutting away the high spots when making a sphere or outside curve.



Ruby Cler - Spoon Demo Continued

Using projects like this is a good way to practice tool control. “Hogging” away the wood as fast as possible, does not give you the opportunity to practice your final cut and gain tool control.

Start your turning by making a pommel cut at each end of your spoon. Turn the inside section to a cylinder. Determine where the end of the spoon will be in relation to the pommel cut and the handle.



Determine where the end of the spoon will be in relation to the pommel cut and the handle. Mark where the high points are and turn these away. Turn spoon to desired bottom shape. Sand.



Sand with the grain with each grit on hard woods.
Sand with the grain after the last grit on soft woods.



Ruby Cler - Spoon Demo Continued

Round spoons tend to be deep. For a shallower spoon place a 2" x 1/4" x 12" space block of wood between your two blanks. This will make the spoons shallower.

Turning a bead in the handle is one method of accenting your spoon. Turning a bead will just show up on the bottom of your handle.

Avoid making the end of your spoon pointed.



Once the spoon is turned it can be separated from the carpet tape. The shape of the spoons handle can be further refined with a saw or file.



A stump cutter in a Fordom or rotary tool is used to hollow the cup of the spoon. A ball burr can be used to smooth the inside of the spoon and further refine the handle.



Treeline Carving Burrs:

3/8" STUMP CUTTER ROUND CYLINDER SMALL sku: 140-2257 \$10.95

1/4" SPHERE FINE sku: 327-7532 \$21.50

Demonstrators Wanted



Anyone willing to demonstrate at the monthly meeting can contact Tom or Pete to schedule.

We have a number of talented members, so please feel free to share your talents with the club. There are some really interesting projects that members bring in each month for the show and tell table. Many of the club members would be interested in seeing how these projects are created.



The Mentor Workshops are a great place to refine your skills and see what other members are working on.

MAW Mentors

If you would like help getting started in woodturning or help with working out a problem, feel free to call any of the names listed. As always, there is no charge to members of the Michigan Association of Woodturners.

Tom Mogford	810-629-6176
Pete Buccellato	248-634-7622
Bill Magee (Pen Turning)	734-981-6117
John Becker (Mugs, Goblets, & Pipes) ...	248-851-0437
Gary Smith	810-636-7167
Herman Spaeth	248-486-4720
Ruby Cler	519-945-0647

Photo's

Photographs for this months "Between-Turns" were provided by Jeff Scott.

If you have digital photo's that you would like to have considered for use in the newsletter, please send them to the editor at:

Jeffatwayne@yahoo.com



Mail Bag

We have received the following emails this month...

From Easy Wood Tools:

<http://www.easywoodtools.com/>

The makers of the easy rougher are now selling Anodized Aluminum Faceplates.

From Don Pencil:

<http://WWW.DONPENCIL.COM/AAWSPECIALS.htm>

SEPTEMBER 15th through October 31st 2010

Discounts do not apply to "Blems" or "Seconds"

10% off on ALL of our already low web prices on ALL BUFFING ADAPTORS

Use coupon code when you check out: AAW101010

(COPY AND PASTE THIS NUMBER)

15% off ALL OF OTHER PRODUCTS

(EXCEPT BLEMS AND SECONDS ARE NOT INCLUDED)

Use coupon code when you check out: AAW101015

(COPY AND PASTE THIS NUMBER)

ADD THIS DISCOUNT TO THE RECENTLY REDUCED PRICES AND THE SAVINGS ARE HUGE!!!

ALSO*** 12" BUFFING ADAPTORS ***NEW

ONLY FROM DON PENCIL WOODTURNING

1.25" x 8 tpi 1" x 8 tpi 33mm x 3.5mm AVAILABLE NOW