



Between Turns

Michigan Association of Woodturners

A chapter of the American Association of Woodturners

VOLUME 23, ISSUE 5

MAY 2011

CONTACT US:

President:

Tom Mogford

810-629-6176

Vice President:

Bill Magee

734-981-6117

Treasurer:

Tim Morris

810-229-7156

Secretary:

Jeff Scott

734-595-0215

Librarian:

Tim Leright

734-595-0223

INSIDE

THIS ISSUE:

May Meeting	1
Show-N-Tell Table	2
Crossword Puzzle	3
Air Brush Demo	4-6
Mentors	7
Mandrel & Handle	8
MAW Newsletter & Website	9
Mailbag	9

May 2011...

Air brushing was the topic for the May meeting. Ruby presented a lot of useful information on airbrushing.



The Ohio Valley Woodturning Guild's Turning 2011 registration has opened. Be sure to register soon.

Tim will be holding a raffle for a collection of wood magazines.



**Marilyn Campbell
Wood and Epoxy.**

Tom is selling the 10.00 tickets for the AAW Binh Pho painted Powermatic 2530B.

Up coming Demos:

Marilyn Campbell June 2011

Jimmy Clewes May 2012

June 11th the club will be hosting Marilyn Campbell. Her methods for turning wood and epoxy will be covered. Cost is 45.00 and includes a continental breakfast and lunch.

June 12th and 13th will be a hands on demonstration. Space is limited to 8. Cost is 250.00 for both demo days.

Jeff-



**Air Brushed Surface
Embellishments.**

Upcoming Dates

2011 Meetings :

June 5	July 10th	August 7 Picnic	
September 11	October 9	November 6	December 4 Holiday Party

2011 Mentor Weekends :

June 18	July 16	August 20	
September 17	October 15	November 19	December 17

- Meetings are held monthly on the first Sunday of each month from 1:00 p.m. - 3:00 pm at Paul Beemann's 2075 East Rattalee Lake Rd Holly MI 48442.

- Mentor workshops begin at 9:00 am at the same location.

- OVWG 2011 Symposium September 29th.

- Marilyn Campbell June 11th.

- Jimmy Clewes May 2012

Show and Tell Table

In May we saw some spalted turnings.

- Brent Grooms - Walnut Vase
- Brent Grooms - 9" Cherry Bowl
- Brent Grooms- 13" Cherry Platter
- Gary Smith - Tall Walnut Vase
- Dave Worden - Elm Bowls
- Dave Worden - Cherry Natural Edge Bowl
- Carol & Herb Butterfield - Walnut Candle Holder
- Greg Smith - Cherry Burl Platter
- Carl Pardy - Bird House
- Carl Pardy - Cherry Natural Bowl
- Dennis Stange - Cherry Salad Bowl Set
- Dennis Stange - Pear Bowl
- Dennis Stange - 3 Spalted Bowls




Please make sure to sign the show and tell sheet so credit can be given.

Crossword Puzzle

Thanks to Bill Magee for the crossword puzzle.

Crossword No 1



Clues across

- 7 Measure for 3 down (6)
- 8 Lightweight African timber (6)
- 9 Old tool for squaring up 10 across (4)
- 10 Branch or trunk of tree after felling (3)
- 11 Rescue (4)
- 12 They are a basic measure of length (6)
- 14 Device to prevent 'whip' when turning between centres (6)
- 16 Base of lathe (3-3)
- 19 Remove wood from inside bowl (6)
- 21 At right-angles to face (4)
- 23 Eccentric device in mechanism (3)
- 24 Coarse file (4)
- 25 Splits (6)
- 26 Glossy finish (6)

Clues down

- 1 Early form of illumination (6)
- 2 Conifer (4)
- 3 They define inclination of one line to another (6)
- 4 Tools for bowl-turning (6)
- 5 Dowels (4)
- 6 Pared (6)
- 13 Apply friction to (3)
- 15 Ancient measure of length (3)
- 17 Trees producing berries for wine (6)
- 18 Alcove (6)
- 19 Hitting tool (6)
- 20 Cross-cut disc for inlay (6)
- 22 Every one (4)
- 24 Open up drilled hole to precise diameter (4)

Air Brushing - Ruby Cler

Ruby started her demonstration by talking about different types of air brushes and their parts. Different air brushes add paint in different locations. These can be top hopper, side hopper, or a bottom jar. Single Action Trigger controls the air and a screw controls the diameter of the paint line. Dual Action trigger controls the air and paint flow with the trigger. When using a paint jar make sure that the hole on the top of the jar remains unplugged. Isopropyl Alcohol is good for cleaning. You can airbrush pigments besides airbrush paint. Dyes, Inks, Spirit Stain, varnish are three examples. Varnish requires a higher PSI to spray. 30-40 PSI (Pounds per Square Inch).

TYPES of AIRBRUSH

A. By Mix: 1) Internal Mix
2) External Mix

B. By Action: 1) Single Action
2) Dual Action

C. By Feed: 1) Gravity Fed
2) Bottom Fed
3) Side Fed

AIR SOURCES

1) Diaphragm Compressor
2) Piston Compressor



Air Brushing continued-

Darker colors such as black are harder to clean. When applying Spirit Stain do not seal the wood before applying. The Spirit Stain needs to penetrate the wood. Stencils can be used for designs. Make sure to hold the stencil tight against the wood so that the paint does not bleed underneath. If you are having difficulties, you can use spray adhesive as a better seal to hold the stencil tight against the wood. When spraying Acrylic paints spray darker colors first and work to lighter colors. When spraying stains spray lighter colors first and then work to darker colors. When airbrushing the rim of a platter and you want an unpainted dish, paint the rim and then turn the dish.



Air Brushing continued-

Air brushing can be used to embellish your turned pieces with plain wood grain. It can also be used to highlight the red of your Box Elder and make it last longer.

In addition to masking tape, Liquid Art Masking Fluid and Frisket Film can be used to cover the parts of your turning that you do not want to paint at the time.

As with Ruby's previous demonstrations, she stresses that this is a tool you can use in the future to help take your piece to the next level.



Air Brush Manufacturers:


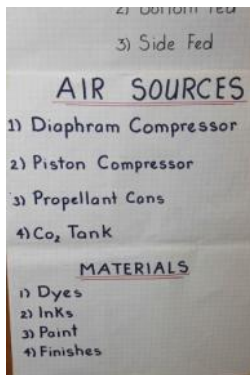
- Badger <http://www.badgerairbrush.com/>
- Iwata <http://www.iwata-medea.com/>
- Paasche <http://www.paascheairbrush.com/>

Sources:

- <http://www.dickblick.com/categories/airbrush/#doubleactionairbrushesandairbrushkits>
This site also has some videos at the bottom of the page.
- <http://www.michaels.com/Airbrushing/products-artsupplies-airbrushing,default,sc.html>
- <http://www.hobbylobby.com>

Videos:

- <http://www.howtoairbrush.com/>



One of Jim Scarpella's air brushed pieces.



In this piece Ruby shows what happens to a painted piece that is left out in the sun. The blue on the sides of the vessel have faded leaving only the bottom blue.

Demonstrators Wanted



Anyone willing to demonstrate at the monthly meeting can contact Tom or Bill to schedule.

We have a number of talented members, so please feel free to share your talents with the club. There are some really interesting projects that members bring in each month for the show and tell table. Many of the club members would be interested in seeing how these projects are created.



The monthly mentoring workshops have been very popular lately.

MAW Mentors

If you would like help getting started in woodturning or help with working out a problem, feel free to call any of the names listed. As always, there is no charge to members of the Michigan Association of Woodturners.

- | | |
|--------------------------------|--------------|
| Tom Mogford | 810-629-6176 |
| Pete Buccellato | 248-634-7622 |
| Bill Magee (Pen Turning) | 734-981-6117 |
| Gary Smith | 810-636-7167 |
| Ruby Cler | 519-945-0647 |

Photo's

Photographs for this months "Between-Turns" were provided by Jeff Scott.

If you have digital photo's that you would like to have considered for use in the newsletter, please send them to the editor at:

Jeffatwayne@yahoo.com



Gary Smith brought in another of his segmented vessels this month. This one included some interesting ornamental turning embellishments.



Richard Rowland showed the club the mandrels he has been making for the twist on sanding discs he uses. The club will be hosting a workday to make mandrels for members that want them.



New Tools and Tool Handle...

Brent Grooms brought in one of his new tools and tool handles. He is looking into seeing what type of a discount we can get with a group purchase. You can see the Bennett Handle at <http://www.thewoodworkersnetwork.com/>



Mailbag...

EXOTIC WOODS USA

Fine Woods of the World

SPRING SALE

15% OFF

ENTIRE INVENTORY

While ordering online simply put in
the coupon code box: **spring15**
(Sale Expires June 30th, 2011)

www.exoticwoodsusa.com

Call us at (631) 651-8651

Club Library...

The club library is a great resource for club members. There are video's, DVD's, books, and magazines that members can check out. If you check out an item please remember that they are due back at the next meeting. If you have a past due item out please remember to bring it to this months meeting.

Tim Leright will be raffling off a collection of Wood Magazines with about 75 turning articles starting at the May meeting.

The MAW is accepting submissions for the Club Newsletter and Website...

What would you like to read about in the club's newsletter "Between Turns"?

What would you like to see on the club's website <http://www.michiganwoodturner.org>?

Are you willing to write an article for submission please let Jeff know. Possible topics: woodturning, metal turning, wood-working, product reviews, or instructions for your latest project.

With your help we can help make the newsletter and website a better resource for our members.

Send your submissions, suggestions, or requests to Jeff at jeffatwayne@yahoo.com or see me at the meeting.