



Between Turns

Michigan Association of Woodturners

A chapter of the American Association of Woodturners

VOLUME 25, ISSUE 3

MARCH

2013

CONTACT US:

President:

Tom Mogford
810-629-6176

Vice President:

Bill Magee
734-981-6117

Treasurer:

Tim Morris
810-229-7156

Secretary:

Jeff Scott
734-765-0397
jeffatwayne@yahoo.com

Librarian:

Tim Leright
734-595-0223

Assistant Librarian:

David Worden
248-625-1385

INSIDE THIS ISSUE:

Meeting Notes	1
Show-N-Tell Table	2-3
Spindle Demo	4-7
Mentors	8
OVWG Turing 2013	9
MAW Newsletter & Website	9

MAW March 2013 Meeting...

This month Tom Mogford and Gary Smith demonstrated the hollowing systems that they use. Tom demonstrated the D-handle system and Gary demonstrated his custom system.

Club members that want to work on the AAW Club Collaborative Challenge have been meeting to design the clubs entry. There is still time to help out.

The MAW will be hosting David Ellsworth Memorial Day Weekend. The weekend will start Saturday with a demonstration. Starting Sunday David will be leading several one day hands on workshops. David will be

available for up to four workshops if there is demand.

Demo 50.00 Workshops 150.00 per day

If you are not receiving the monthly email please send me an email from the email account that you want me know that you want to use that account and I will forward to Tim. This will eliminate the chance for typos and more rejected emails.

The Ohio Valley Woodturners Guilds Biennial Turning 2013 Symposium will be held October 10-13.

Thank you Lynn for the March snacks.

The club is discussing setting up a youth turning day. This will allow the club to give back to the community and allow us to participate in some of the AAW goals.

Jeff-



Gary Smith discussing his custom hollowing system.

Upcoming Dates

Tentative 2013 Meetings : April 7

June 2	July 7	August 4 Picnic	May 5
October 6	November 3	December 1 Holiday Party	September 8

Tentative 2013 Mentor Workshops : April 20

June 15	July 20	August 17	May 18
October 19	November 16	December 14	September 21

-Meetings are held monthly on the first Sunday of each month from 1:00 pm - 3:00 pm at Paul Beemann's 2075 East Rattalee Lake Rd Holly MI 48442.

-May 25th David Ellsworth Demo Workshops on following days

-June 28-30 AAW Symposium Tampa, FL

-October 10-13 Turning 2013



Show and Tell Table

Dave Pierce - Large Burl Bowl

Tim Sikma - Bowl

Bob Way - Segmented Vase Ash/Purpleheart

Dave Worden - Spalted Cherry Bowl & Cup

Dave Myre - Crab Apple Cup

Dave Myre - Silver Maple Natural Edge Bowl

Dave Myre - Australian Burl Bowl

Ruby Cler - 2 Wall Street Pens

Ruby Cler - 2 Cambridge Fountain Pens

Russell Layle - Cherry and Maple

Walt Dickinson - Sapele Bowl



Please make sure to sign the show and tell sheet so credit can be given.

Show and Tell Table



Captured Hollowing System Demo

Tom and Gary talked about the hollowing systems that they use. Tom uses a captured d handle system. Gary uses a custom built two ended captured hollowing system. Jeff brought in his Don Derry captured hollowing system to look at. Like Gary's system Don's uses steel stock instead of round. The square stock provides a more rigid support for the tool, since a 1/2" steel bar has more steel in it than a 1/2" round bar.

A 12 foot cold rolled steel bar cost Gary under 45.00 and has a bit in each end. One end has a bit mounted straight and the other end has a bit mounted at 45 degree. An automotive light bulb is used to provide light. And a last light can be mounted at each end.

Tom's d handle system uses a metal support system that extends past the bed of the lathe. Gary's system uses a wooded capture with plastic runners.

Lyle Jamieson is one of the manufacturers of the d handle system. Check out his web site for more information. The club has several of his videos in the library.

<https://www.lylejamieson.com/>





The D-Handle capture system has a handle shaped like a "d" that spread the torque on the handle out to a wider area. Removing stress from the turner.

Captured Hollowing System Demo

Gary's system uses your lathes tool rest, a wooden capture system and an additional tool rest mounted past the cutting point. The stock extending past the cutting edge provides a place to hold the handle, and provides more support against the torque of the tool.

Gary can mount a HSS cutter bit or a scrapping bit for smoothing out the inside. A custom last system is adjustable, can be mounted at either end is used to help gauge the depth of the turning.

One of the ends also has a ruler drawn on it to help tell how deep you are turning.




Captured Hollowing System Demo

Gary also built a custom steady rest use rollerblade wheels. This gives extra support for the turning.

It was nice seeing people going up and trying Tom and Gary's system. Having the opportunity to try new tools and techniques is something that is not always taken advantage of when demonstrators offer.

Gary had a great suggestion, when turning a green vase, he uses the small wrapping rolls on the outside the turning. These are basically small rolls of cling wrap. They provide a plastic barrier on the outside of the turning and help the piece dry form the inside and avoid splitting.



Captured Hollowing System Demo

Not everyone in the club has tried a captured hollowing system before. They can remove some of the intimidation and strain of hollowing.

The club will be sponsoring some build days for members that are interested in building their own capture systems.



Demonstrators Wanted



Anyone willing to demonstrate at the monthly meeting can contact Tom or Pete to schedule.

We have a number of talented members, so please feel free to share your talents with the club. There are some really interesting projects that members bring in each month for the show and tell table. Many of the club members would be interested in seeing how these projects are created.



Check out the new DVD's in the library.

MAW Mentors

If you would like help getting started in woodturning or help with working out a problem, feel free to call any of the names listed. As always, there is no charge to members of the Michigan Association of Woodturners.

Tom Mogford	810-629-6176
Pete Buccellato	248-634-7622
Bill Magee	734-981-6117
Gary Smith	810-636-7167
Ruby Cler	519-945-0647

Photo's

Photographs for this months "Between-Turns" were provided by Jeff Scott

If you have digital photo's that you would like to have considered for use in the newsletter, please send them to the editor at:

Jeffatwayne@yahoo.com



Mailbag...

Brian McEvoy was talked about at the March meeting. His website is:

<http://www.onegoodturn.ca/>

Ohio Valley Woodturning Guild - Turning 2013

Registration has opened for the OVWG Turning 2013 Regional Symposium.

October 10-13, 2013

<http://www.ovwg.org/2013-symposium-2/2013-symposium/>

Featured Presenters:

Nick Agar

Christian Burchard

Michael Hosaluk

Steven Kennard

Ray Key

Glenn Lucas



Ohio Valley Woodturners Guild

The MAW is accepting submissions for the Club Newsletter and Website...

What would you like to read about in the club's newsletter "Between Turns"?

What would you like to see on the club's website <http://www.michiganwoodturner.org>?

Are you willing to write an article for submission please let Jeff know. Possible topics: woodturning, metal turning, wood-working, product reviews, or instructions for your latest project.

With your help we can help make the newsletter and website a better resource for our members.

Send your submissions, suggestions, or requests to Jeff at jeffatwayne@yahoo.com or see me at the meeting.