



Between Turns

Michigan Association of Woodturners

A chapter of the American Association of Woodturners

VOLUME 26, ISSUE 4

APRIL 2014

CONTACT US:

President:
Tom Mogford
810-629-6176

Vice President:
Bill Magee
734-981-6117

Treasurer:
Eugene Laveroni
248-366-1963

Secretary:
Jeff Scott
734-765-0397
jeffatwayne@yahoo.com

Librarian:
David Worden
248-625-1385

Assistant Librarian:
Tim Leright
734-595-0223

INSIDE
THIS ISSUE:

Meeting Notes	1
Show-N-Tell Table	2-3
Spiral Spindle Demo	4-6
Mentor Workshop	7
Turn-On Chicago	7
MAW Newsletter & Website	8



April 2014

Tom demonstrated how he turns boxes with inlaid lids for the April meeting. He turned a Drum Box with a Big Leaf Maple Burl insert.

Make sure that you are registered if you plan on attending the Rudolph Lopez demo on May 17th and 18th. Cost is \$45.00 for a single day and \$80.00 for both. A continental breakfast and a hot lunch will be served.

www.rudolphlopez.com

The AAW 2014 symposium will be held in Phoenix Arizona from June 13th—15th 2014.

Registration is open for the Turn-On Chicago 2014 Symposium will be held August 15th–17th. Demonstrators: Andi Wolfe, Barry Gross, Binh Pho, Dick Sing, Lyle Jamieson, Nick Cook, Trent Bosch, Alan Carter, Jason Swanson, and Steve Sinner

For the May meeting Ted Gozdziwski will be demonstrating how he builds his segmented turnings. Party of the demonstration will be a slide show of his process.

The May Mentoring Workshop will not be held on the typical date. For May it will

be held on May 24th.

The club took in:
50/50 - \$43, Raffle \$64 and Demo Raffle \$46

Welcome Ken Stoffer and Lance Shew.

Jeff.



Tom discussing turned inserts.

Upcoming Dates

2014 Meetings :

May 4	June 1	July 6
August 3 Picnic	September 7	
October 6	November 2	December 7 Holiday Party

2014 Mentor Workshops :

May 24	June 14	July 19	August 16
September 20	October 18	November 15	December 20

-Meetings are held monthly on the first Sunday of each month from 1:00 pm - 3:00 pm

at Paul Beemann's 2075 East Rattalee Lake Rd Holly MI 48442.

- May 17th and 18th Rudolph Lopez Demo
- June 13-15 AAW Symposium Phoenix
- August 15-17 Turn-On Chicago 2014

Show and Tell Table

- Dave Worden Cherry Hollow Form
- Dave Worden Cherry Natural Edge Bowl
- Dave Worden Ash Tea Light
- Dave Worden "No Problem" Ash Bowl
- Dave Worden Ash Bowl (WWI Helmet)
- Dave Worden "Hershey's" Kiss
- Dave Worden Urchin & Walnut Ornaments
- Gary Smith Aluminum Inlay Segmented Vessel
- Gary Smith Aluminum Inlay Segmented Vessel
- Chuck Ruby 3-Sided Box




Please make sure to sign the show and tell sheet so credit can be given.

Show and Tell Table

- Chuck Ruby 3-sided Urn
- Paul Guilbeault Maple & Blood wood Carved Bowl
- Paul Guilbeault Carved Black Walnut & Ash
- Jim Seyfried Black Walnut Vase
- Jim Seyfried Black Walnut Hollow Form
- Dennis Stange Cedar Candlestick
- Steve Rohr Basket Platter
- Steve Rohr Rope Platter
- Tim Sikma Cherry Vase/Bowl
- Tim Sikma Sassafras Wine Glass
- Rod Kannisto Cup Cake



Show and Tell Table



Tom Mogford - Inlaid Drum Box

Mount


Medallion 1/2" slabs from scrap and cutoffs.

Materials: Claro Walnut Box Blank and Big Leaf Maple Burl Insert.

Rough turn the box blank mounted between centers. If the box blank is mounted with the wood grain going with the ways of the lathe you may rough turn with the Spindle Roughing Gouge. If the grain is not parallel with the way then do not use the Spindle Roughing Gouge. In this case you may use your bowl gouge to rough turn the box blank.

Turn a tenon at each end to match you chuck jaws. One tenon will be the top of the box and the other will be the base of the box. Mount the box blank in the chuck gripping on the tenon at the base of the box.

Turn a dimple in the top of the blank to accept the drill bit. Make a recess in the top by drilling a hole in the top/tenon using 2 1/8" forstner. Drill the hole 1/4" - 5/16" deep.





Turning a dimple in the blank provides recess to accept the drill bit and help it to not wander..

Tom Mogford - Inlaid Drum Box

Mount a flush waste block on to your face plate. Cut a piece of cut off or scrap wood to a diameter slightly larger than the recess in the box top to use as you inlay or insert. Use good double sided tape to mount the cut off the waste block. Use your tail stock to clamp the blank in place.

You do not need to worry about the dimple from the tailstock as this will be your glue face of the inlay. Turn the diameter of the blank to very slightly larger than the recess drilled in the top of the box. Make sure that the outside is parallel.

Use calipers to mark the diameter from the hole we drilled in the box lid. Only touch the edge against the wood spinning downwards. Do not touch the edge of the calipers on the side rotation up or towards you. This will force the calipers to swing up at you. Stop the lathe. Apply light pressure with a knife to peel off the inert.



Tom Mogford - Inlaid Drum Box

If your insert is too big turn it down or make the hole in the box lid bigger. When you remove wood from one side it also removes from the other side, so you remove twice the wood as you cut. Glue the insert into the recess in the lid. True the face and fix the tenon if needed. The Rule of Thirds is a good way to figure out where to part off the top from the bottom. Turn a straight tenon in the chosen location to part off the top. Leave part of the new tenon on the top and bottom of the box. This will give you a reference point to size the joint. When turning end grain work from the center out so that you have supporting fibers. Place medium CA glue on the inlay and spray accelerator into the recess. Allow the glue to cure and then turn the top flat and fix the tenon if needed.



Tom Mogford - Inlaid Drum Box

Mount and Turn the inside of the box lid. Sand from 100-400 grit. Slow the speed of the lathe down when sanding. Mount the bottom in the chuck. Turn a dimple to make a starting point for the drill bit. Drill a hole to the desired depth using a 2" bit depending on the smallest diameter of the inside of the box. Turn the tenon size. Adjust the center tenon so that the lid will fit on the base. Use a jam chuck on the live center. True up the outside of the box so that the top and bottom match up. Turn the inside of the box at the bottom. Turn the outside of the box to match the inside. Make sure to leave enough wood at the base so that you do not touch the jaws with the wing of the gouge. Sand the inside. Turn down the base. Sand the outside. Reverse mount the base in the chuck and turn and sand the base.



Demonstrators Wanted



Anyone willing to demonstrate at the monthly meeting can contact Tom or Pete to schedule.

We have a number of talented members, so please feel free to share your talents with the club. There are some really interesting projects that members bring in each month for the show and tell table. Many of the club members would be interested in seeing how these projects are created.



When turning inserts or inlays you can use figured woods or you can turn designs into inserts.

MAW Mentor Workshop

The Michigan Association of Woodturners sponsors a Mentor Workshop for members. The workshop is typically held the second Saturday following the meeting. Check the Club Calendar for specific dates. This is a time for you to come to the club bring a piece of wood and turn something. People are there to

answer questions and provide guidance. Feel free to try something new or bring in a piece you are having issues with. Cost is \$10.00 and a lunch will be provided.

- Tom Mogford 810-629-6176
- Pete Buccellato 248-634-7622
- Bill Magee 734-981-6117

Photo's

If you have digital photo's that you would like to have considered for use in the newsletter, please send them to the editor at:

Jeffatwayne@yahoo.com



Mailbag...

Library Additions:

Index of all the projects has been added to the flash drives that can be checked out.

Turn-On Chicago 2014 Symposium

Registration has opened for Turn-On Chicago 2014 Regional Symposium.

August 15-17, 2014

www.turnonchicago.com

Featured Presenters:

Andi Wolfe	Barry Gross
Binh Pho	Dick Sing
Lyle Jamieson	Nick Cook
Trent Bosch	Alan Carter
Jason Swanson	Steve Sinner



The MAW is accepting submissions for the Club Newsletter and Website...

What would you like to read about in the club's newsletter "Between Turns"?

What would you like to see on the club's website <http://www.michiganwoodturner.org>?

Are you willing to write an article for submission please let Jeff know. Possible topics: woodturning, metal turning, wood-working, product reviews, or instructions for your latest project.

With your help we can help make the newsletter and website a better resource for our members.

Send your submissions, suggestions, or requests to Jeff at jeffatwayne@yahoo.com or see me at the meeting.