



# Between Turns

Michigan Association of Woodturners

A chapter of the American Association of Woodturners

VOLUME 26, ISSUE 5

MAY 2014

**CONTACT US:**

**President:**

Tom Mogford  
810-629-6176

**Vice President:**

Bill Magee  
734-981-6117

**Treasurer:**

Gene Laveroni  
248-366-1963

**Secretary:**

Jeff Scott  
734-765-0397  
jeffatwayne@yahoo.com

**Librarian:**

David Worden  
248-625-1385

**Assistant Librarian:**

Tim Leright  
734-595-0223

**INSIDE THIS ISSUE:**

Meeting Notes	1
Show-N-Tell Table	2-3
Spiral Spindle Demo	4-6
Mentor Workshop	7
Turn-On Chicago	7
MAW Newsletter & Website	8



## May 2014

Ted Gozdziwski demonstrated how he builds the rings for his segmented turnings.

The MAW hosted Rudolph Lopez on May 17th and 18th. The demonstration was very fun and informative. Rudolph turned several projects including thin stemmed goblets, natural edge bowls, platters, and crotches. If you missed the demonstration you can catch them at the National AAW symposium in Phoenix.

[www.rudolphlopez.com](http://www.rudolphlopez.com)

The AAW 2014 symposium will be held in Phoenix Arizona from June 13th—15th.

Registration is open for the Turn-On Chicago 2014 Symposium will be held August 15th—17th. Demonstrators: Andi Wolfe, Barry Gross, Binh Pho, Dick Sing, Lyle Jamieson, Nick Cook, Trent Bosch, Alan Carter, Jason Swanson, and Steve Sinner

The June Mentoring Workshop has been moved to June 21st due to the AAW Symposium.

Welcome to the MAW Matt Stewart, Peter Stewart, Kevin Lee, Peter Guilbeault, and Donald Batten.

At the May meeting the club took in:

50/50 - \$40, Raffle \$40 and Demo Raffle \$75.

At the Rudolph Lopez Demo the club took in:

50/50 - \$53, Raffle - \$460, Donation \$150.

Jeff.



**Segmented Bowl**  
-Ted Gozdziwski

## Upcoming Dates

**2014 Meetings :**

June 1	July 6	August 3 Picnic	September 7
October 6	November 2	December 7 Holiday Party	

**2014 Mentor Workshops :**

June 21	July 19	August 16	
September 20	October 18	November 15	December 20

-Meetings are held monthly on the first Sunday of each month from 1:00 pm - 3:00 pm at Paul Beemann's 2075 East Rattalee Lake Rd Holly MI 48442.

-June 13-15 AAW Symposium Phoenix  
-August 15-17 Turn-On Chicago 2014

# Show and Tell Table

Dave Worden

Dave Worden

Chuck Ruby

Chuck Ruby

Gary Smith

Paul Guilbeault

Paul Guilbeault

Paul Guilbeault

Gary Sutton

Gary Sutton

Gary Sutton

Rod Kannisto

Dave Bunge

Michel Kengerski

Kauri & Ebony Box

Green Ash Box

Kendama Ball Game

Maple Bowl with Cherry Lid with Ebony Finial

Large Chuck

Ash tri Plate

Birch Branch Bowl

Maple Bloodwood Art Piece

Kaleidoscope

Bird House

Rocking Bowl

Bowl of Bowls

3 Cherry Natural Edge Bowls

Yew Stump Bowl



Please make sure to sign the show and tell sheet so credit can be given.



# Show and Tell Table

- Dave Worden
- Dave Worden
- Chuck Ruby
- Chuck Ruby
- Ebony Finial
- Gary Smith
- Paul Guilbeault
- Paul Guilbeault
- Paul Guilbeault
- Gary Sutton
- Gary Sutton
- Gary Sutton
- Rod Kannisto
- Dave Bunge

- Kauri & Ebony Box
- Green Ash Box
- Kendama Ball Game
- Maple Bowl with Cherry Lid with
- Large Chuck
- Ash tri Plate
- Birch Branch Bowl
- Maple Bloodwood Art Piece
- Kaleidoscope
- Bird House
- Rocking Bowl
- Bowl of Bowls
- 3 Cherry Natural Edge Bowls



# Show and Tell Table



Tom's Box from April Demo.

# Ted Gozdzialski - Segmented Turning

Ted's demonstration concentrated designing and building the rings. Fine woodworking had a good turning articles in the beginning. Segments need to be cut to the right length and angle. This will allow them to make a clean and secure glue joint. The following formula can be used to calculate the number of segments that are required for each ring. See chart for width and length.

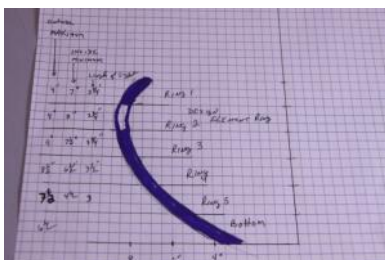
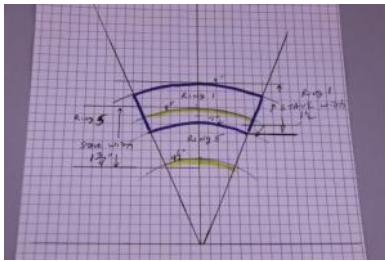
$$180 \text{ degrees} / \# \text{ segments}$$

e.g.  $180 \text{ degrees} / 8 \text{ segments} = 22.5 \text{ degrees}$

Glues- Glues are slippery when they are wet. Stagger the glue lines with each ring. This will make a more secure connection. Try for a subway pattern.

Veneer can be used to add a thin design element between rows or segments.

When clamping the segments together glue both ends of each segment to ensure good coverage. The segments can be clamped together by various methods such as a pipe clamp or a tourniquet clamp.



**The rings can be used to create bowls or bracelets.**

# Demonstrators Wanted



Anyone willing to demonstrate at the monthly meeting can contact Tom or Pete to schedule.

We have a number of talented members, so please feel free to share your talents with the club. There are some really interesting projects that members bring in each month for the show and tell table. Many of the club members would be interested in seeing how these projects are created.



*When turning inserts or inlays you can use figured woods or you can turn designs into inserts.*

## MAW Mentor Workshop

The Michigan Association of Woodturners sponsors a Mentor Workshop for members. The workshop is typically held the second Saturday following the meeting. Check the Club Calendar for specific dates. This is a time for you to come to the club bring a piece of wood and turn something. People are there to

answer questions and provide guidance. Feel free to try something new or bring in a piece you are having issues with. Cost is \$10.00 and a lunch will be provided.

- Tom Mogford ..... 810-629-6176
- Pete Buccellato ..... 248-634-7622
- Bill Magee ..... 734-981-6117

## Photo's

If you have digital photo's that you would like to have considered for use in the newsletter, please send them to the editor at:

Jeffatwayne@yahoo.com



## Mailbag...

### Library Additions:

Index of all the projects has been added to the flash drives that can be checked out.

## Turn-On Chicago 2014 Symposium

Registration has opened for Turn-On Chicago 2014 Regional Symposium.

August 15-17, 2014

[www.turnonchicago.com](http://www.turnonchicago.com)

Featured Presenters:

Andi Wolfe	Barry Gross
Binh Pho	Dick Sing
Lyle Jamieson	Nick Cook
Trent Bosch	Alan Carter
Jason Swanson	Steve Sinner



## The MAW is accepting submissions for the Club Newsletter and Website...

What would you like to read about in the club's newsletter "Between Turns"?

What would you like to see on the club's website <http://www.michiganwoodturner.org>?

Are you willing to write an article for submission please let Jeff know. Possible topics: woodturning, metal turning, wood-working, product reviews, or instructions for your latest project.

With your help we can help make the newsletter and website a better resource for our members.

Send your submissions, suggestions, or requests to Jeff at [jeffatwayne@yahoo.com](mailto:jeffatwayne@yahoo.com) or see me at the meeting.