



Between Turns

Michigan Association of Woodturners

A chapter of the American Association of Woodturners

VOLUME 26, ISSUE 9

SEPTEMBER 2014

CONTACT US:

President:

Tom Mogford
810-629-6176

Vice President:

Bill Magee
734-981-6117

Treasurer:

Gene Laveroni
248-366-1963

Secretary:

Jeff Scott
734-765-0397
jeffatwayne@yahoo.com

Librarian:

David Worden
248-625-1385

Assistant Librarian:

Tim Leright
734-595-0223

INSIDE THIS ISSUE:

Meeting Notes	1
Show-N-Tell Table	2-3
Spiral Spindle Demo	4-6
Mentor Workshop	7
Turn-On Chicago	7
MAW Newsletter & Website	8

September 2014

A winged bowl turning was demonstrated at the September meeting by Dave Worden. Dave shared some of the custom tools he has crafted using HSS from ENCO.

\$40.00 was raised at the in the clubs 50/50.

The club is looking into hosting Michael Hosaluk from Saskatchewan for a Workshop and Demo. Demo will be 60.00 for one day and 110.00 for two days.

December is slowly approaching. That means the clubs annual holiday party and the Children's Hospital Top Do-

nation are coming. The club is down on Top Count compared to the last few years. Please consider turning a few tops to donate. Turn-A-Thons will start soon.

Upcoming demonstrations:

October Christmas Angel

November Offset Medallion

December Holiday Party

What demonstrations would you like to see next year?

Which demonstrators would you like to see in 2015?



Michael Hosaluk
www.michaelhosaluk.com



Square Winged Bowl
-Dave Worden

Upcoming Dates

2014 Meetings :

October 6 November 2 December 7 Holiday Party

2014 Mentor Workshops :

October 18 November 15 December 20

-Meetings are held monthly on the first Sunday of each month from 1:00 pm - 3:00 pm at Paul Beemann's 2075 East Rattalee Lake Rd Holly MI 48442.



Show and Tell Table



Please make sure to sign the show and tell sheet so credit can be given.

Show and Tell Table



David Worden - Winged Bowl

David likes to hold his steb drive center with the jaws of his chuck. When mounting your blank between centers this way, if you put the side where you will be turning the tenon on the head stock side and hold your spur center in your chuck you can eyeball your tenon size.

Make sure that you turn past the bark so that you will have a solid wood for your tenon.
Turn your tenon to match your jaws.

Turn the wings.
Turn the top first and then the bottom.

Be careful when pushing your gouge into the wing. The corner will cut easy then the tool may be pushed out, making the center of the wing thicker.



It is more difficult to turn the wings when they meet the bowl at an angle less than ninety degrees.

David Worden - Winged Bowl

Custom made tool made from M2 High Speed Steel to be useful for tight spaces where the wing meets the bowl.
<http://www.use-enco.com>

Sand the wings.

A self powered spindle sander is safer to use than your hand.



If the wings catch the sander it will not hurt your hand as much.

Mount the bowl in the chuck.

From this point do not touch the wings with a turning tool.

You may taper or break the wings.

The bowl may be slightly off center now due to drying.



David Worden - Winged Bowl

True up the face of the bowl. Try to turn off the pith. Hollow the bowl. Try to round out the inside curve to match the outside curve. A spear point too can be used to finish cut where the wing meets the bowl.



Various winged bowls David has turned.

Demonstrators Wanted



Anyone willing to demonstrate at the monthly meeting can contact Tom or Pete to schedule.

We have a number of talented members, so please feel free to share your talents with the club. There are some really interesting projects that members bring in each month for the show and tell table. Many of the club members would be interested in seeing how these projects are created.



Have a tree that fell in a recent storm. Come to a mentor workshop and use the clubs coring system.

MAW Mentor Workshop

The Michigan Association of Woodturners sponsors a Mentor Workshop for members. The workshop is typically held the second Saturday following the meeting. Check the Club Calendar for specific dates. This is a time for you to come to the club bring a piece of wood and turn something. People are there to

answer questions and provide guidance. Feel free to try something new or bring in a piece you are having issues with. Cost is \$10.00 and a lunch will be provided.

- Tom Mogford 810-629-6176
- Pete Buccellato 248-634-7622
- Bill Magee 734-981-6117

Photo's


If you have digital photo's that you would like to have considered for use in the newsletter, please send them to the editor at:

Jeffatwayne@yahoo.com




Mailbag...

Thanks to everyone who donated bowls to support the soup dinner fund raiser for the hungry.



Turn-On Chicago 2014 Symposium




David brought in his depth finder and custom turning tools.



The depth finder is counter material and a laser.

The custom tools made from HSS make it easier to get in to tight spaces.



The MAW is accepting submissions for the Club Newsletter and Website...

What would you like to read about in the club's newsletter "Between Turns"?

What would you like to see on the club's website <http://www.michiganwoodturner.org>?

Are you willing to write an article for submission please let Jeff know. Possible topics: woodturning, metal turning, wood-working, product reviews, or instructions for your latest project.

With your help we can help make the newsletter and website a better resource for our members.

Send your submissions, suggestions, or requests to Jeff at jeffatwayne@yahoo.com or see me at the meeting.